




Clostridioides difficile Infection (CDI) Statewide Consumer Report

Reportable Period: January 1, 2024 - December 31, 2024

LEGEND

	Fewer events (better) than predicted based on the national experience *	=	About the same number of events as predicted based on the national experience *		More events (worse) than predicted based on the national experience *	No Conclusion	When the number of predicted events is less than 1, no conclusion can be made		Congratulations on achieving ZERO infections!
*National experience contains data from 2015 for Clostridioides difficile Infection (CDI) Laboratory-Identified Events									

Clostridioides difficile Infection (CDI) Consumer Report by Facility Type

Illinois collects facility-wide Clostridioides difficile Infection (CDI) data of hospital-onset laboratory-identified events. Only hospital from which data have been reported will be shown in the following summary tables

Clostridioides difficile Infection (CDI) Statewide Consumer Report
Reportable Period: January 1, 2024 - December 31, 2024

Acute Care and Pediatric Hospitals

Hospital Name	Hospital City	Number of Events		How Does This Facility Compare to the National Experience?
		Observed	Predicted	
ADVOCATE CHRIST MEDICAL CENTER	OAK LAWN	68	120.1	★ Better
ADVOCATE CONDELL MEDICAL CENTER	LIBERTYVILLE	14	38.9	★ Better
ADVOCATE GOOD SAMARITAN HOSPITAL	DOWNERS GROVE	14	37.9	★ Better
ADVOCATE GOOD SHEPHERD HOSPITAL	BARRINGTON	1	21.6	★ Better
ADVOCATE ILLINOIS MASONIC MEDICAL CENTER	CHICAGO	13	29.7	★ Better
ADVOCATE LUTHERAN GENERAL HOSPITAL	PARK RIDGE	47	98.3	★ Better
ADVOCATE SHERMAN HOSPITAL	ELGIN	11	28.9	★ Better
ADVOCATE SOUTH SUBURBAN HOSPITAL	HAZEL CREST	5	22.0	★ Better
ADVOCATE TRINITY HOSPITAL	CHICAGO	4	12.9	★ Better
ALTON MEMORIAL HOSPITAL	ALTON	9	13.8	= Same
ANDERSON HOSPITAL	MARYVILLE	12	29.5	★ Better
ANN & ROBERT H LURIE CHILDREN'S HOSPITAL OF CHICAGO	CHICAGO	29	26.5	= Same
ASCENSION ALEXIAN BROTHERS	ELK GROVE VILLAGE	3	30.7	★ Better
ASCENSION SAINT ALEXIUS	HOFFMAN ESTATES	0	28.4	☆ ZERO Infections
ASCENSION SAINT JOSEPH - CHICAGO	CHICAGO	1	16.8	★ Better
BLESSING HOSPITAL	QUINCY	24	50.1	★ Better
CARLE BROMENN MEDICAL CENTER	NORMAL	6	22.1	★ Better
CARLE FOUNDATION HOSPITAL	URBANA	20	83.0	★ Better

Clostridioides difficile Infection (CDI) Statewide Consumer Report
Reportable Period: January 1, 2024 - December 31, 2024

Acute Care and Pediatric Hospitals

Hospital Name	Hospital City	Number of Events		How Does This Facility Compare to the National Experience?
		Observed	Predicted	
CARLE HEALTH METHODIST HOSPITAL	PEORIA	12	32.5	★ Better
CARLE HEALTH PEKIN HOSPITAL	PEKIN	2	1.8	= Same
CARLE HEALTH PROCTOR HOSPITAL	PEORIA	3	4.2	= Same
CGH MEDICAL CENTER	STERLING	3	5.8	= Same
COMMUNITY FIRST MEDICAL CENTER	CHICAGO	3	7.6	= Same
CROSSROADS COMMUNITY HOSPITAL	MOUNT VERNON	0	Less than 1.0	☆ ZERO Infections
DECATUR MEMORIAL HOSPITAL	DECATUR	3	17.6	★ Better
ENDEAVOR EDWARD HOSPITAL	NAPERVILLE	11	54.2	★ Better
ENDEAVOR ELMHURST HOSPITAL	ELMHURST	4	44.7	★ Better
ENDEAVOR EVANSTON HOSPITAL	EVANSTON	8	36.0	★ Better
ENDEAVOR GLENBROOK HOSPITAL	GLENVIEW	5	19.0	★ Better
ENDEAVOR HIGHLAND PARK HOSPITAL	HIGHLAND PARK	4	14.3	★ Better
ENDEAVOR NORTHWEST COMMUNITY HOSPITAL	ARLINGTON HEIGHTS	11	43.2	★ Better
ENDEAVOR SKOKIE HOSPITAL	SKOKIE	2	3.1	= Same
ENDEAVOR SWEDISH HOSPITAL	CHICAGO	6	18.1	★ Better
FHN MEMORIAL HOSPITAL	FREEPORT	4	9.5	= Same
FRANCISCAN HEALTH - OLYMPIA FIELDS	OLYMPIA FIELDS	7	27.4	★ Better
GATEWAY REGIONAL MEDICAL CENTER	GRANITE CITY	4	6.5	= Same

Clostridioides difficile Infection (CDI) Statewide Consumer Report
Reportable Period: January 1, 2024 - December 31, 2024

Acute Care and Pediatric Hospitals

		Number of Events		How Does This Facility Compare to the National Experience?
Hospital Name	Hospital City	Observed	Predicted	
GENESIS MEDICAL CENTER-SILVIS	SILVIS	5	4.2	= Same
GRAHAM HOSPITAL	CANTON	2	3.2	= Same
HARRISBURG MEDICAL CENTER	HARRISBURG	0	Less than 1.0	☆ ZERO Infections
HEARTLAND REGIONAL MEDICAL CENTER	MARION	5	5.1	= Same
HERRIN HOSPITAL	HERRIN	6	7.8	= Same
HOLY CROSS HOSPITAL	CHICAGO	3	11.2	★ Better
HSBS HOLY FAMILY HOSPITAL	GREENVILLE	3	Less than 1.0	No Conclusion
HSBS ST. ANTHONY'S MEMORIAL HOSPITAL	EFFINGHAM	2	5.5	= Same
HSBS ST. ELIZABETH'S HOSPITAL	O'FALLON	4	28.2	★ Better
HSBS ST. JOHN'S HOSPITAL	SPRINGFIELD	27	63.1	★ Better
HSBS ST. JOSEPH'S HOSPITAL	BREESE	2	1.9	= Same
HSBS ST. MARY'S HOSPITAL	DECATUR	2	2.1	= Same
HUMBOLDT PARK HEALTH	CHICAGO	4	8.8	= Same
INSIGHT HOSPITAL & MEDICAL CENTER	CHICAGO	8	6.4	= Same
JACKSON PARK HOSPITAL & MEDICAL CENTER	CHICAGO	0	2.6	☆ ZERO Infections
JERSEY COMMUNITY HOSPITAL	JERSEYVILLE	0	Less than 1.0	☆ ZERO Infections
JOHN H STROGER JR HOSPITAL OF COOK COUNTY	CHICAGO	37	74.9	★ Better
KATHERINE SHAW BETHEA HOSPITAL	DIXON	8	5.4	= Same
LOYOLA GOTTlieb MEMORIAL HOSPITAL	MELROSE PARK	13	26.2	★ Better

Clostridioides difficile Infection (CDI) Statewide Consumer Report
Reportable Period: January 1, 2024 - December 31, 2024

Acute Care and Pediatric Hospitals

Hospital Name	Hospital City	Number of Events		How Does This Facility Compare to the National Experience?
		Observed	Predicted	
LOYOLA MACNEAL HOSPITAL	BERWYN	11	55.3	★ Better
LOYOLA UNIVERSITY MEDICAL CENTER	MAYWOOD	70	129.1	★ Better
MCDONOUGH DISTRICT HOSPITAL	MACOMB	0	1.5	☆ ZERO Infections
MEMORIAL HOSPITAL BELLEVILLE	BELLEVILLE	1	27.0	★ Better
MEMORIAL HOSPITAL OF CARBONDALE	CARBONDALE	12	16.9	= Same
MEMORIAL HOSPITAL SHILOH	SHILOH	2	7.0	★ Better
MERCY HEALTH HOSPITAL AND MEDICAL CENTER - CRYSTAL LAKE	CRYSTAL LAKE	0	Less than 1.0	☆ ZERO Infections
MERCY MEDICAL CENTER	AURORA	1	6.7	★ Better
MERCYHEALTH JAVON BEA HOSPITAL-RIVERSIDE BLVD CAMPUS	ROCKFORD	6	17.2	★ Better
MORRIS HOSPITAL & HEALTHCARE CENTERS	MORRIS	4	22.1	★ Better
MOUNT SINAI HOSPITAL	CHICAGO	15	30.5	★ Better
NORTHWESTERN MEDICINE CENTRAL DUPAGE HOSPITAL	WINFIELD	20	60.3	★ Better
NORTHWESTERN MEDICINE DELNOR HOSPITAL	GENEVA	5	20.0	★ Better
NORTHWESTERN MEDICINE HUNTLEY HOSPITAL	HUNTLEY	1	16.0	★ Better
NORTHWESTERN MEDICINE KISHWAUKEE HOSPITAL	DEKALB	3	11.2	★ Better
NORTHWESTERN MEDICINE LAKE FOREST HOSPITAL	LAKE FOREST	7	22.1	★ Better
NORTHWESTERN MEDICINE MCHENRY HOSPITAL	MCHENRY	6	21.3	★ Better

Clostridioides difficile Infection (CDI) Statewide Consumer Report
Reportable Period: January 1, 2024 - December 31, 2024

Acute Care and Pediatric Hospitals

Hospital Name	Hospital City	Number of Events		How Does This Facility Compare to the National Experience?
		Observed	Predicted	
NORTHWESTERN MEDICINE PALOS HOSPITAL	PALOS HEIGHTS	18	52.1	★ Better
NORTHWESTERN MEDICINE WOODSTOCK HOSPITAL	WOODSTOCK	0	1.3	☆ ZERO Infections
NORTHWESTERN MEMORIAL HOSPITAL	CHICAGO	87	167.2	★ Better
OSF HEALTHCARE SAINT ELIZABETH - PERU CAMPUS	PERU	0	Less than 1.0	☆ ZERO Infections
OSF HEART OF MARY MEDICAL CENTER	URBANA	2	6.1	= Same
OSF LITTLE COMPANY OF MARY MEDICAL CENTER	EVERGREEN PARK	4	22.6	★ Better
OSF SACRED HEART MEDICAL CENTER	DANVILLE	2	5.4	= Same
OSF SAINT ANTHONY MEDICAL CENTER	ROCKFORD	11	33.0	★ Better
OSF SAINT ANTHONY'S HEALTH CENTER	ALTON	0	3.8	☆ ZERO Infections
OSF SAINT ELIZABETH MEDICAL CENTER	OTTAWA	2	7.4	★ Better
OSF SAINT FRANCIS MEDICAL CENTER	PEORIA	41	94.9	★ Better
OSF SAINT JAMES-JOHN W ALBRECHT MEDICAL CENTER	PONTIAC	0	2.2	☆ ZERO Infections
OSF ST. JOSEPH MEDICAL CENTER	BLOOMINGTON	3	14.7	★ Better
OSF ST. MARY MEDICAL CENTER	GALESBURG	0	6.1	☆ ZERO Infections
PROVIDENT HOSPITAL OF COOK COUNTY	CHICAGO	3	3.1	= Same
RESURRECTION MEDICAL CENTER	CHICAGO	3	19.6	★ Better
RIVERSIDE MEDICAL CENTER	KANKAKEE	17	27.4	★ Better
ROSELAND COMMUNITY HOSPITAL	CHICAGO	7	8.6	= Same

Clostridioides difficile Infection (CDI) Statewide Consumer Report
Reportable Period: January 1, 2024 - December 31, 2024

Acute Care and Pediatric Hospitals

Hospital Name	Hospital City	Number of Events		How Does This Facility Compare to the National Experience?
		Observed	Predicted	
RUSH COPLEY MEDICAL CENTER	AURORA	22	36.9	★ Better
RUSH OAK PARK HOSPITAL	OAK PARK	5	21.4	★ Better
RUSH UNIVERSITY MEDICAL CENTER	CHICAGO	63	111.5	★ Better
SAINT ANTHONY HOSPITAL	CHICAGO	1	10.2	★ Better
SAINT FRANCIS HOSPITAL	EVANSTON	2	10.0	★ Better
SAINT JOSEPH - ELGIN	ELGIN	0	6.6	☆ ZERO Infections
SAINT JOSEPH - JOLIET	JOLIET	7	25.1	★ Better
SAINT MARY OF NAZARETH HOSPITAL	CHICAGO	1	19.1	★ Better
SAINT MARY'S - KANKAKEE	KANKAKEE	0	8.5	☆ ZERO Infections
SARAH BUSH LINCOLN HEALTH CENTER	MATTOON	8	16.8	★ Better
SHRINERS HOSPITAL FOR CHILDREN	CHICAGO	0	Less than 1.0	☆ ZERO Infections
SILVER CROSS HOSPITAL	NEW LENOX	21	107.8	★ Better
SOUTH SHORE HOSPITAL	CHICAGO	5	7.4	= Same
SPRINGFIELD MEMORIAL HOSPITAL	SPRINGFIELD	37	58.2	★ Better
SSM HEALTH GOOD SAMARITAN HOSPITAL	MOUNT VERNON	5	17.6	★ Better
SSM HEALTH ST MARY'S HOSPITAL	CENTRALIA	3	4.9	= Same
ST. BERNARD HOSPITAL & HEALTH CARE CENTER	CHICAGO	6	12.5	= Same
THE LORETTO HOSPITAL	CHICAGO	0	4.0	☆ ZERO Infections

Clostridioides difficile Infection (CDI) Statewide Consumer Report
Reportable Period: January 1, 2024 - December 31, 2024

Acute Care and Pediatric Hospitals

		Number of Events		How Does This Facility Compare to the National Experience?
Hospital Name	Hospital City	Observed	Predicted	
THOREK MEMORIAL HOSPITAL	CHICAGO	0	1.5	☆ ZERO Infections
THOREK MEMORIAL HOSPITAL - ANDERSONVILLE	CHICAGO	0	Less than 1.0	☆ ZERO Infections
TOUCHETTE REGIONAL HOSPITAL	CENTREVILLE	0	Less than 1.0	☆ ZERO Infections
UCHICAGO MEDICINE	CHICAGO	95	187.7	★ Better
UCHICAGO MEDICINE ADVENTHEALTH BOLINGBROOK	BOLINGBROOK	9	8.5	= Same
UCHICAGO MEDICINE ADVENTHEALTH GLENOAKS	GLENDAL HEIGHTS	4	4.9	= Same
UCHICAGO MEDICINE ADVENTHEALTH HINSDALE	HINSDALE	4	19.9	★ Better
UCHICAGO MEDICINE ADVENTHEALTH LA GRANGE	LA GRANGE	8	15.3	★ Better
UCHICAGO MEDICINE INGALLS MEMORIAL	HARVEY	7	40.9	★ Better
UI HEALTH	CHICAGO	16	55.7	★ Better
UNITYPOINT HEALTH - TRINITY MOLINE	MOLINE	0	Less than 1.0	☆ ZERO Infections
UNITYPOINT HEALTH - TRINITY ROCK ISLAND	ROCK ISLAND	9	22.7	★ Better
UW HEALTH BELVIDERE HOSPITAL	BELVIDERE	.	Less than 1.0	No Conclusion
UW HEALTH SWEDISHAMERICAN HOSPITAL	ROCKFORD	11	39.2	★ Better
VISTA MEDICAL CENTER EAST	WAUKEGAN	3	8.3	★ Better
WEISS MEMORIAL HOSPITAL	CHICAGO	7	7.0	= Same
WEST SUBURBAN MEDICAL CENTER	OAK PARK	3	11.2	★ Better

Clostridioides difficile Infection (CDI) Statewide Consumer Report
Reportable Period: January 1, 2024 - December 31, 2024

Critical Access Hospitals

Hospital Name	Hospital City	Number of Events		How Does This Facility Compare to the National Experience?
		Observed	Predicted	
CARLE EUREKA HOSPITAL	EUREKA	0	Less than 1.0	☆ ZERO Infections
CARLE HOOPESTON REGIONAL HEALTH CENTER	HOOPESTON	0	Less than 1.0	☆ ZERO Infections
CARLE RICHLAND MEMORIAL	OLNEY	1	Less than 1.0	No Conclusion
CARLINVILLE AREA HOSPITAL	CARLINVILLE	2	1.1	= Same
CLAY COUNTY HOSPITAL	FLORA	1	Less than 1.0	No Conclusion
COMMUNITY HOSPITAL OF STAUNTON	STAUNTON	0	Less than 1.0	☆ ZERO Infections
CRAWFORD MEMORIAL HOSPITAL	ROBINSON	0	Less than 1.0	☆ ZERO Infections
FAIRFIELD MEMORIAL HOSPITAL	FAIRFIELD	0	1.1	☆ ZERO Infections
FERRELL HOSPITAL	ELDORADO	3	1.1	= Same
FRANKLIN HOSPITAL	BENTON	0	Less than 1.0	☆ ZERO Infections
GENESIS MEDICAL CENTER - ALEDO	ALEDO	0	Less than 1.0	☆ ZERO Infections
GIBSON AREA HOSPITAL & HEALTH SERVICES	GIBSON CITY	0	1.4	☆ ZERO Infections
HAMILTON MEMORIAL HOSPITAL DISTRICT	MCLEANSBORO	0	Less than 1.0	☆ ZERO Infections
HAMMOND-HENRY HOSPITAL	GENESEO	0	Less than 1.0	☆ ZERO Infections
HARDIN COUNTY GENERAL HOSPITAL	ROSICLARE	0	Less than 1.0	☆ ZERO Infections
HILLSBORO AREA HOSPITAL	HILLSBORO	0	Less than 1.0	☆ ZERO Infections
HOPEDALE MEDICAL COMPLEX	HOPEDALE	2	Less than 1.0	No Conclusion
HORIZON HEALTH	PARIS	0	Less than 1.0	☆ ZERO Infections

Clostridioides difficile Infection (CDI) Statewide Consumer Report
Reportable Period: January 1, 2024 - December 31, 2024

Critical Access Hospitals

		Number of Events		
Hospital Name	Hospital City	Observed	Predicted	How Does This Facility Compare to the National Experience?
HSHS GOOD SHEPHERD HOSPITAL SHELBYVILLE	SHELBYVILLE	0	Less than 1.0	☆ ZERO Infections
HSHS ST. FRANCIS HOSPITAL	LITCHFIELD	0	Less than 1.0	☆ ZERO Infections
HSHS ST. JOSEPH'S HOSPITAL	HIGHLAND	1	3.0	= Same
ILLINI COMMUNITY HOSPITAL	PITTSFIELD	0	Less than 1.0	☆ ZERO Infections
IROQUOIS MEMORIAL HOSPITAL	WATSEKA	0	Less than 1.0	☆ ZERO Infections
JACKSONVILLE MEMORIAL HOSPITAL	JACKSONVILLE	1	2.8	= Same
KIRBY MEDICAL CENTER	MONTICELLO	1	Less than 1.0	No Conclusion
LAWRENCE COUNTY MEMORIAL HOSPITAL	LAWRENCEVILLE	0	Less than 1.0	☆ ZERO Infections
LINCOLN MEMORIAL HOSPITAL	LINCOLN	1	2.0	= Same
MARSHALL BROWNING HOSPITAL	DUQUOIN	1	1.2	= Same
MASON DISTRICT HOSPITAL	HAVANA	1	Less than 1.0	No Conclusion
MASSAC MEMORIAL HOSPITAL	METROPOLIS	0	Less than 1.0	☆ ZERO Infections
MEMORIAL HOSPITAL	CARTHAGE	1	Less than 1.0	No Conclusion
MEMORIAL HOSPITAL	CHESTER	0	Less than 1.0	☆ ZERO Infections
MERCYHEALTH HOSPITAL AND MEDICAL CENTER-HARVARD	HARVARD	0	Less than 1.0	☆ ZERO Infections
MIDWEST MEDICAL CENTER	GALENA	0	Less than 1.0	☆ ZERO Infections
MORRISON COMMUNITY HOSPITAL	MORRISON	0	Less than 1.0	☆ ZERO Infections
NORTHWESTERN MEDICINE VALLEY WEST HOSPITAL	SANDWICH	0	1.2	☆ ZERO Infections

Clostridioides difficile Infection (CDI) Statewide Consumer Report
Reportable Period: January 1, 2024 - December 31, 2024

Critical Access Hospitals

Hospital Name	Hospital City	Number of Events		How Does This Facility Compare to the National Experience?
		Observed	Predicted	
OSF HOLY FAMILY MEDICAL CENTER	MONMOUTH	0	Less than 1.0	☆ ZERO Infections
OSF SAINT CLARE MEDICAL CENTER	PRINCETON	1	Less than 1.0	No Conclusion
OSF SAINT LUKE MEDICAL CENTER	KEWANEE	0	Less than 1.0	☆ ZERO Infections
OSF SAINT PAUL MEDICAL CENTER	MENDOTA	0	1.1	☆ ZERO Infections
PANA COMMUNITY HOSPITAL	PANA	0	Less than 1.0	☆ ZERO Infections
PINCKNEYVILLE COMMUNITY HOSPITAL	PINCKNEYVILLE	1	Less than 1.0	No Conclusion
RED BUD REGIONAL HOSPITAL	RED BUD	2	1.6	= Same
ROCHELLE COMMUNITY HOSPITAL	ROCHELLE	0	Less than 1.0	☆ ZERO Infections
SALEM TOWNSHIP HOSPITAL	SALEM	0	Less than 1.0	☆ ZERO Infections
SARAH BUSH LINCOLN FAYETTE COUNTY HOSPITAL	VANDALIA	5	Less than 1.0	No Conclusion
SARAH D. CULBERTSON MEMORIAL HOSPITAL	RUSHVILLE	0	Less than 1.0	☆ ZERO Infections
SPARTA COMMUNITY HOSPITAL	SPARTA	3	1.1	= Same
ST. JOSEPH MEMORIAL HOSPITAL	MURPHYSBORO	2	1.5	= Same
TAYLORVILLE MEMORIAL HOSPITAL	TAYLORVILLE	1	2.0	= Same
THOMAS H. BOYD MEMORIAL HOSPITAL	CARROLLTON	0	Less than 1.0	☆ ZERO Infections
UNION COUNTY HOSPITAL	ANNA	3	Less than 1.0	No Conclusion
WABASH GENERAL HOSPITAL	MOUNT CARMEL	2	1.1	= Same

Clostridioides difficile Infection (CDI) Statewide Consumer Report
Reportable Period: January 1, 2024 - December 31, 2024

Critical Access Hospitals

		Number of Events		
Hospital Name	Hospital City	Observed	Predicted	How Does This Facility Compare to the National Experience?
WARNER HOSPITAL & HEALTH SERVICES	CLINTON	0	Less than 1.0	☆ ZERO Infections
WASHINGTON COUNTY HOSPITAL	NASHVILLE	0	Less than 1.0	☆ ZERO Infections

Clostridioides difficile Infection (CDI) Statewide Consumer Report
Reportable Period: January 1, 2024 - December 31, 2024

Long-Term Acute Care Hospitals

		Number of Events		
Hospital Name	Hospital City	Observed	Predicted	How Does This Facility Compare to the National Experience?
HOLY FAMILY MEDICAL CENTER	DES PLAINES	10	24.7	★ Better
KINDRED HOSPITAL CHICAGO - NORTH	CHICAGO	1	16.3	★ Better
KINDRED HOSPITAL CHICAGO - NORTHLAKE	NORTHLAKE	1	10.8	★ Better
KINDRED HOSPITAL SYCAMORE	SYCAMORE	1	8.8	★ Better
OSF HEALTHCARE TRANSITIONAL CARE HOSPITAL	PEORIA	2	3.6	= Same
OSF HEALTHCARE TRANSITIONAL CARE HOSPITAL	PEORIA	4	3.6	= Same
RML SPECIALTY HOSPITAL	HINSDALE	14	26.2	★ Better
RML SPECIALTY HOSPITAL CHICAGO	CHICAGO	4	11.4	★ Better
RUSH SPECIALTY HOSPITAL - CRITICAL ILLNESS RECOVERY	CHICAGO	0	2.4	☆ ZERO Infections

Clostridioides difficile Infection (CDI) Statewide Consumer Report
Reportable Period: January 1, 2024 - December 31, 2024

Inpatient Rehabilitation Facilities

		Number of Events		
Hospital Name	Hospital City	Observed	Predicted	How Does This Facility Compare to the National Experience?
ANDERSON REHABILITATION INSTITUTE	EDWARDSVILLE	1	3.4	= Same
ENCOMPASS HEALTH REHABILITATION INSTITUTE OF LIBERTYVILLE	LIBERTYVILLE	1	4.8	= Same
NORTHWESTERN MEDICINE MARIANJOY REHABILITATION HOSPITAL	WHEATON	3	12.6	★ Better
SCHWAB REHABILITATION HOSPITAL	CHICAGO	6	7.2	= Same
SHIRLEY RYAN ABILITYLAB	CHICAGO	11	36.7	★ Better
THE QUAD CITIES REHABILITATION INSTITUTE	MOLINE	2	3.1	= Same
THE REHABILITATION INSTITUTE OF SOUTHERN ILLINOIS	SHILOH	1	4.7	= Same
VAN MATRE ENCOMPASS HEALTH REHABILITATION HOSPITAL	ROCKFORD	5	5.2	= Same